



# CHRISTMAS

BY PLANT DESIGNS







# CHRISTMAS BY PLANT DESIGNS

This Christmas, bring some magic to your workspace with a festive display by Plant Designs. Whether you're looking for something classic or contemporary, pared-back or with a (literal) bow on top, we're here to help. Beloved by clients all across the capital, our award-winning schemes and high-quality replica trees are sure to capture the imagination of staff and visitors alike.

"Plant Designs have been providing Christmas trees for me for many years now, and they are always a cut above. Deciding on what Christmas scheme to have is my favourite task of the year and we are always delighted with the end result when the trees are installed. We get great feedback whether it's a simple tree or a full show stopping scene. "

Angela Duff, The Blue Fin Building

This catalogue gives you all the information you need to choose your perfect Christmas display.

For a helping hand or to book a visit to our showroom to see our displays in person, visit **[www.plantdesigns.co.uk](http://www.plantdesigns.co.uk)** or email **[christmas@plantdesigns.co.uk](mailto:christmas@plantdesigns.co.uk)**



# CONTENTS

Browse or click any page to go there

## OUR DISPLAYS

Scenes – pg 5

Props – pg 6

## DÉCOR SCHEMES

Premium range – pg 9

Luxury range – pg 21

Classic range – pg 33

Choosing your tree – 44

## A LITTLE BIT EXTRA

Accessories – pg 46

Bespoke options – pg 53

A Green Christmas – pg 56

Visit us – pg 59



# SET THE SCENE

BESPOKE DISPLAYS



For those who wish to turn their space into something truly special over the festive period, our Christmas scenes are an excellent choice. Carefully designed and brimming with creativity, each bespoke scene is sure to delight. From traditional to contemporary, we can create something suitably festive.



# SCENE PROPS

ADD-ON OPTIONS



Scenes can be made to any size requirements, using a number of our whimsical props and characters to bring a touch of festive spirit. What's more, we'll design it to tie in perfectly with your chosen décor scheme - see page 10 onwards for decor options.





With opulent details and luxurious textures, our Premium range comprises five extraordinary schemes designed by our in-house team. Each scheme in our Premium range is limited-edition, meaning you can guarantee that a truly unique Christmas for you and your team.



# NUTCRACKER

PREMIUM



A Christmas tale we all know and a scheme to delight all ages. Elegant ballerinas and nutcracker soldiers adorn the branches amongst luxurious paper fans and tassels.

Burgundy and gold with hints of sage green, make this a sumptuous and warm scheme, that will set off the season perfectly.





# SECRET GARDEN

PREMIUM




Secret Garden is a lavish design inspired by the majestic peacock, striding around in his palatial garden.

Expect to find tones of jade green and dusty pink, soft blush and a sumptuous indigo blue, coming together in a scheme that simply exudes opulence.



# MOONLIGHT

PREMIUM



Frosted woodlands shining under a clear winter sky were the inspiration behind Moonlight.

Pearlescent details and a soft, muted palette create a sense of undeniable elegance, making Moonlight the perfect choice for those seeking something extra special this year.





# UNDER THE MISTLETOE

PREMIUM



Inspired by special moments shared with loved ones, Under the Mistletoe celebrates an age-old Christmas tradition in a luxurious, contemporary design.

Incorporating frosted greens and rich silver and gold, this scheme is festive opulence at its finest. Shimmering ornaments and delicate foliage sprigs complete the look, with warm LED lights adding that final touch of magic.



# MIDNIGHT SHIMMER

PREMIUM



With a palette inspired by a midnight sky, soft corals and calming blues intertwine with shimmers of gold to create a unique festive touch.

Warm lighting, mixed textures, and intricate paper decorations make this a cosy and elegant choice that is bound to stand out from the crowd.







LUXURY



Our Luxury range is filled with extra-special schemes that will make your space shine this Christmas. Carefully designed by our in-house team, each scheme is crafted from high-quality baubles and decorative finishing touches that are guaranteed to add a festive flourish.



# FIRESIDE

LUXURY



Drawing inspiration from cosy winter's nights, Fireside incorporates warm textures and colours, to evoke sitting near a crackling fire.

From bright Physalis lanterns and orange slices, to hessian and wood, these decorations offer natural textures. With splashes of sunset orange and gold baubles, you've got a scheme that's nothing short of magical.





# WINTER'S TALE

LUXURY



SOLD OUT



For those seeking a traditional décor scheme, Winter's Tale is the perfect choice. Filled with rustic touches that evoke a cosy Christmas Eve, it's sure to delight and inspire.

This display centres on copper tones and natural wooden details, from stars and pinecones to tiny woodland creatures. Folded books with electric candles add a final flourish that's utterly charming.



# PINK CHAMPAGNE

LUXURY



It's time to raise a glass of bubbles to the season. A soft pink scheme to add a touch of modern festive charm.

Light champagne and cream decorations combined with glittering foliage give a luxurious feel to the festivities, with warm white lights adding to the twinkle.







# SWAN LAKE

LUXURY



Serene shades of silver and blue are at the heart of Swan Lake, in a palette inspired by an icy winter's day.

Various bauble sizes add visual interest, while beautiful glass 'bubbles' and pearlescent decorations add an ethereal edge that makes this display utterly entrancing.



# MORNING MIST

PREMIUM




Soft and lovely, Morning Mist is a décor scheme that embodies all the beauty of a crisp winter morning.

Frosted decorations in cream and silver, with rich copper and chestnut brown combine to create a luxuriant aesthetic that will bring a touch of magic to any space.







When only a traditional display will do, our Classic range is the perfect choice. Comprising four of our most effortlessly elegant schemes, this range is the embodiment of Christmas cheer.



# SNOW & ICE

CLASSIC



Elegant and extravagant, our Snow & Ice scheme is brimming with festive charm.

Featuring a sophisticated palette of white and silver, each display is decked out in a carefully curated variety of Christmas baubles, from snowflakes to miniature reindeer.







# COSY CHRISTMAS

CLASSIC



For those who prefer classic over contemporary, nothing says 'Christmas' quite like the traditional combination of red and gold.

With baubles and decorations in a range of textures and shapes, Cosy Christmas creates a striking visual impression while sticking to that tried and true Christmas palette.



# JACK FROST

CLASSIC



Look out, look out, Jack Frost is about! Inspired by the jolly red scarf worn by our frosty friend, this scheme will inspire a touch of child-like wonder in any passers-by.

Based on a pared-back palette of white, silver, and scarlet, the beauty of this scheme is in its simplicity. For a magical Christmas, it's hard to beat a classic.





# SNOWY NIGHTS

CLASSIC



Cool and calm, this scheme evokes the peaceful tranquility of a snowy winter's night.

A classic combination of deep blue baubles with silver and white ornaments. A modern feel mixed with some traditional elements to make a beautiful festive design.





# UPGRADE TO A SCENE

For an extra-special Christmas display, upgrade your décor to a scene, made from multiple clustered trees and festive props designed to match your chosen scheme. Our award-winning scenes are eye-catching and unique – just get in touch with our team to discuss your options.





# CHOOSING YOUR TREE

### PICK YOUR DECOR

Nutcracker pg10
Secret Garden pg12
Moonlight pg14
Under The Mistletoe pg16
Midnight Shimmer pg18
Fireside pg22
Winter's Tale pg24
Pink Champagne pg26
Swan Lake pg28
Morning Mist pg30
Snow & Ice pg34
Cosy Christmas pg36
Jack Frost pg38
Snowy Nights pg40

### PICK YOUR TREE SIZE

7ft
8ft
10ft
12ft
16ft
18ft
20ft
Up to 25ft by request

All trees come with decorative gift boxes surrounding the base - upgrade to a scene base by speaking with our team.

### UPGRADE TO A SCENE

See Page 43

Upgrade your scheme to a scene, comprised of clustered trees and festive props - get in touch with our team to discuss your options.

Selecting your tree is simple.

1. Pick your décor scheme
2. Select your tree size  
(please measure your space carefully! Remember that our tree sizes are measured from the base of the tree to the very top needle, so if you're in doubt as to which size can fit in your space, we recommend sizing down)
3. Add your finishing touches or upgrade to a Christmas scene to add something extra special to your space.
4. Email **christmas@plantdesigns.co.uk** or speak to your client manager to book in your tree.

If you need any guidance or have questions about our booking process, your client manager will be more than happy to help.





# ACCESSORIES

THAT FINAL FLOURISH



From garlands and festive rings, to geometric frames and lantern scenes, we have plenty of ways to help you add those finishing touches thanks to our accessories range. Perfect for brightening up dark corners and spreading the festive cheer throughout your space.





# GEOMETRIC RANGE

ACCESSORIES



# GARLANDS & RINGS

ACCESSORIES





# GLASSWARE

ACCESSORIES







# BESPOKE OPTIONS

SOMETHING SPECIAL



If you'd like something even more extraordinary for your space this Christmas, we're here to help. We love bringing clients' boldest ideas to life and providing them with options they'd never even considered. The sky (and your imagination) is the limit.

Prices start at £5000, please get in touch to **book a consultation**.



# IMMERSIVE CHRISTMAS

SOMETHING SPECIAL



In this age of social media, everything is photographed and shared. If you'd like your festivities to go even further, why not opt for a bespoke Christmas photo opportunity. Not only will it create an interactive experience for users but it will encourage them to shout about how great your space is.

Please get in touch to **book a consultation**.





# A GREEN CHRISTMAS

OUR SUSTAINABILITY PRACTICES



Our Christmas decorations are of the highest quality, including our replica trees and wreaths. We only provide replica greenery as we believe it's kinder to the environment – each replica tree is carefully stored and can be used for up to 5 years in a row, meaning fewer live trees are needlessly destroyed.

We also use LED lights and are committed to reducing our Christmas waste year-on-year. For more information on our environmental policy, please visit our website [www.plantdesigns.co.uk](http://www.plantdesigns.co.uk)

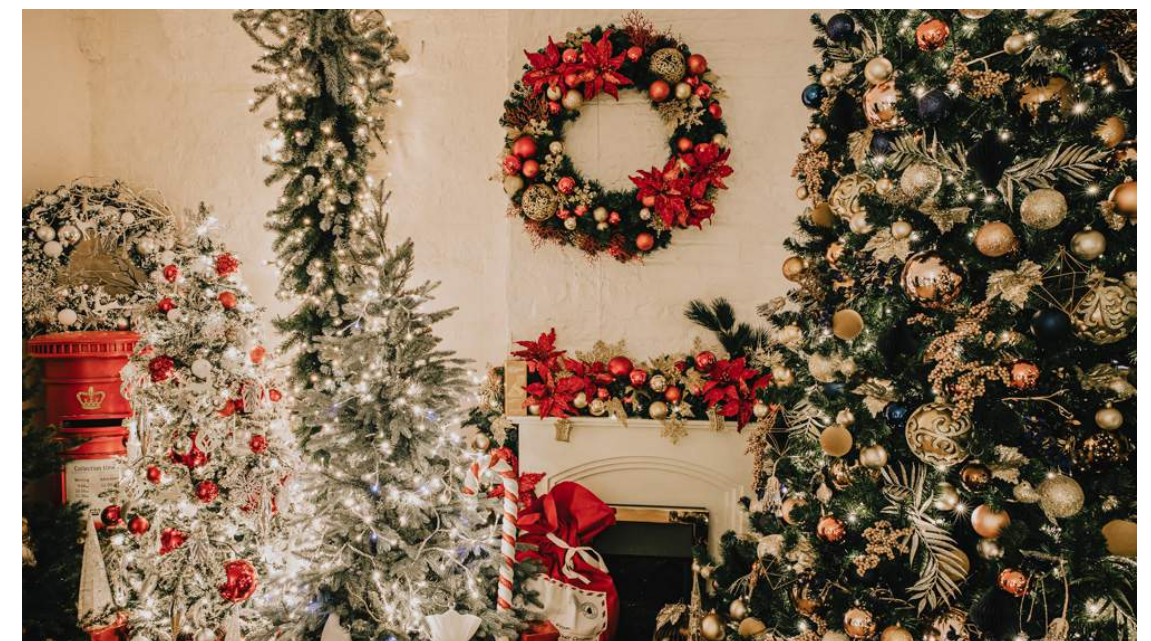






# VISIT US

OUR CHRISTMAS SHOWROOM



Now you've seen our displays in catalogue form, why not come and see them all in real life? Based in Farringdon, our showroom includes a hidden Christmas grotto that showcases our most popular displays. Simply get in touch to **make an appointment** and our sales team will be delighted to get you in the festive mood at any time of year.



## GOOD TO KNOW

- Each of our Christmas displays is totally unique – there's no 'one size fits all' design
- We visit every site before installation to make sure the display will look perfect in-situ
- All of our displays are installed by our fully trained Christmas teams
- Following installation, we will be in touch within 48 hours to ensure that you're satisfied with your display
- Collection times can be organised to suit your needs
- We are based in central London and on-call in the unlikely event that there are any issues with your display
- After the Christmas season is over, we carefully store and reuse our replica trees and are careful to recycle any waste

## ORDERING AND DELIVERY

Still deciding? Our team are happy to supply you with a no obligation quote and can give you an estimated delivery time. All decor is subject to availability and change. Please note that the earlier you book the more delivery slots will be available.

We will send an order form along with your quote for you to complete and return. Once we receive this your order will be booked in.

## COLLECTION

We have several collection windows, meaning you can pick the slot that best suits your needs:

- Option 1 – Collect before Christmas Day
- Option 2 – Collect between Christmas and New Year (recommended)
- Option 3 – Collect in the New Year (from 2nd January)

We will always do our very best to accommodate your chosen dates, however, please note that the earlier we receive your order the more likely it is that your preferred dates will be available.

For our full Christmas terms please **visit our website.**

REQUEST A PRICE LIST



63 FARRINGDON ROAD  
LONDON EC1M 3JB

020 3837 0509

WWW.PLANTDESIGNS.CO.UK